

Table of Contents

OCS NWSLTR MARCH 2022	2
OCS NWSLTR FEB 2022	9
OCS NWSLTR JAN 2022	17
OCS NWSLTR DEC 2021	28
OCS NWSLTR NOV 2021	37
OCS NWSLTR Oct 2021	44
OCS NWSLTR Sept 2021	51

OCALA CAMELLIA SOCIETY NEWSLETTER

Laura Perdomo

Happy St. Patrick's Day!

March 2022

NEXT MEETING SET FOR Sunday, MARCH 6th, 2022

The final meeting of the season is set for March 6th at 1:00 PM. We are meeting an HOUR EARLIER than normal because this is also a Pot Luck Fun Time, so we are meeting early to accommodate for that and get a little closer to lunch time.

We meet at The United Way of Marion County:

1401 NE 2nd St.
Ocala, FL 34470

Our topic this month is Camellia Basics brought to you by Laura Perdomo, as well as a recap of our show in Pictures and Numbers.

We also have our slate of officers for the 2022-2023 season to be elected and installed.

I hope to see everyone at the meeting on Saturday- it is Pot Luck, so everyone bring your best party crowd-pleaser recipe and let's have fun!

DID YOU KNOW?

Did you know Ocala Camellia Society member Patrick Andrews is *PRESIDENT* of the national organization: the American Camellia Society? That is pretty amazing! Right here in our own Ocala, we have such a wealth of camellia knowledge, advocacy and enthusiasm. Thank you, Patrick for your service to camellias! Here is a picture of his camellia: 'Mister Patrick' looking stunning.



'Mister Patrick'

PRESIDENT'S MESSAGE

Laura Perdomo, President

Our final meeting of the Camellia Season is set for this Sunday! We did not meet in February- instead we took a field trip to the MacKay's house. What a nice garden they have- such big and plentiful blooms. We had a lot of new members come out to join us on the fieldtrip- it was nice to meet so many new people and visit on the back porch.

The year for Ocala Camellia Society runs from September – March, so this month is our last meeting for the season. We then take a break for the summer because camellias do not bloom during that time and then will be back together again at the United Way in September. If you are a new member from our show in January, your dues are good through next year, so you are already signed up for this month, as well as coming back again for the next September – March season.

We have elections and an installation of new officers happening at this coming meeting. I have had a wonderful time as your President these last three years. We have had some bumps in the road due to the pandemic, but we did great as a club with meeting a couple times at members' homes, having a ZOOM meeting, staying in touch, transitioning to a new meeting space, finding alternate show accommodations while Silver Springs is renovating, and staying together as a civic club. It is important to meet and exchange ideas and our passion- the camellia. I appreciate everyone's patience, suggestions, input, enthusiasm, encouragement and especially the cooking over this term. I am excited to stay on as Newsletter Editor and continue to assist Ann as she transitions from VP to President.

I am excited about Spring coming up! There are a couple Spring plant shows I like to go to and wanted to share: The Master Gardener Spring Festival is March 12 and 13 at the Southeastern Livestock Pavilion. Kanapaha Botanical Gardens holds their annual Spring Festival on March 19 and 20 in Gainesville.

Hope you're doing well and keeping your new camellias watered, this heat has been pretty unexpected so soon!

See you on Sunday at 1:00 for Pot Luck and our meeting!,
Laura

CAMELLIA CULTURE –FALL/WINTER

DISBUDDING: Disbudding is the process of removing all but one bud from the tip of a branch. You should never leave two or more flower buds side by side if you want big, beautiful flowers. Plants have only so much energy for each bud, and if there are too many, none of the buds may open completely. You may also want to remove interior buds from a branch, as these will also take energy from the terminal bud. Some growers even take single buds from some branch tips so the plant's energy will be directed to even fewer buds. If you have ever wondered how some growers consistently have larger flowers, this is the reason. Don't be shy about removing buds.

GIBBING: Gibbing is the process of removing the growth bud next to a flower bud and filling the "cup" with a drop of gibberellic acid. This causes the remaining flower bud to swell and bloom much earlier than it normally would, and in most cases the flower is much larger. Start gibbing around Labor Day, and treat several buds on large bushes at weekly intervals. Don't gib more than one or two buds on small bushes, if at all. You can order a gib on the web; just Google Progibb.

SPRAYING: Spider mites and scale insects are still a problem at this time a year, so keep a close eye out for them. Spider mites cause the leaf to appear bronze, particularly along the central rib, and can ruin the look of the foliage. Scale insects can be seen on the lower surface of leaves and result in yellowing and dropping of the leaves. You can spray with Orthene (or other chemical) to control mites. Insecticidal oil (such as Super Fine) kills mites and scales but be sure to coat both sides of the leaves, and do not spray during hot temperatures. Check with local camellia growers for other spraying tips and to find out what they spray with to control these insects.

(Continued in the next column)

COLLECTING AND PLANTING SEEDS: Some of your camellia seeds have probably already matured, but you can continue to collect and plant fresh seed through September. Place the seeds immediately in moist vermiculite or other soilless mix, and cover with plastic wrap until they sprout, at which time you can plant them in pots.

PLANTING: Potted camellias can be planted at any time of the year, but remember to water at least twice a week. Be sure to plant them above the soil level to allow for settling. Never plant a camellia at a level lower than it is growing in the pot.

WATERING: It is very important to water regularly during any dry periods. Camellias should receive a deep watering (1 inch) once a week. This is true year-round, but is more crucial during dry periods.

FERTILIZING: Do not want to fertilize after the end of August or very beginning of September, as you do not want to encourage plant growth at this time of year. You can use any fertilizer up until this time, but if you fertilize after September, you should use only a very low nitrogen fertilizer, and fertilize lightly. Be sure to spread the fertilizer out to the drip line.



Meeting Minutes- January 9th, 2022

After sampling snacks and socializing, Laura brought the meeting to order at 2:15. She said a few words of welcome then introduced our guest speaker Ben George.

Ben is a recognized lead judge by the ACS and will head the judging team for our upcoming show in a few weeks. He shared with us what judges look for in prize winning blooms. He spoke of soil condition/PH, watering and gibbing, few specifics for growing beautiful blooms. He shared some tricks to enhance blooms- using cotton balls to plump petals, clothespins to pull leaves from blooms and Q-tips to dry petals.

Our business meeting started with approving last month's minutes. Bob reported our current treasury balance is \$8,182.15.

A slate for next year's officers was approved:

President- Ann Greenwood

Vice President- Belea Keeney

Secretary- Laura Perdomo

Treasurer- Bob Weidman

Directors: Marge Hendon, Cindy Witmer, Kathryn Sickling, Dick Greenwood, Judy Vaughn, Justin Schneider, Annie Aierstock

We voted to donate \$250 to The United Way now; and more after our expenses for the show are determined.

Final details for show tasks were discussed. Signup sheets were available one last time. Belea has sent press releases to various local outlets. An interview and pictures of Bob and Patrick's gardens was given.

Our next meeting will be a field trip to the gardens of the MacKay's. No formal business meeting will be held.

The last meeting of this season will be held March 6 at the United Way building. A pot luck dinner will be held. We will start an hour early at 1PM on that day to account for a lunch and meeting.

Respectfully Submitted,
Cindy Witmer

A couple more pictures from our show in January:





**OCALA CAMELLIA SOCIETY
EXECUTIVE COMMITTEE**

The officers of the Executive Committee of the Ocala Camellia Society for 2021-2022 are:

- President: Laura Perdomo, 352-624-0116
Vice-Pres. Ann Greenwood, 352-347-9992
Secretary: Cindy Witmer, 352-804-6736
Treasurer: Bob Weidman, 352-840-3911
Directors: Patrick Andrews, 352-895-8762
Mike Dorsey, 608-548-1258
Susan Dunn, 352-694-4461
Dick Greenwood, 352-347-9992
Marge Hendon, 352-625-3510
Belea Keeney, 919-623-5375
Jill Reed, 352-591-4343
Zlata Sabo, 352-237-5537
Kathryn Sickling, 352-625-2179
Judy Vaughn, 352-502-3847

OCALA CAMELLIA SOCIETY

The Ocala Camellia Society meets on the first Sunday of each month, **September through March, at 2:00 p.m.**, at the United Way Community Room, 1401 NE 2nd St., in Ocala. Members, friends, and interested gardeners from the general public are invited to attend. Guests are welcome!

**OCALA CAMELLIA SOCIETY
APPLICATION FOR MEMBERSHIP FOR 2021-2022**

The Ocala Camellia Society is a local society, affiliated with the American Camellia Society, whose members meet the first Sunday of the month, September through March, and presents an annual camellia show during January. Annual dues are \$10 for individuals and \$15 for couples. Dues are collected in September for the camellia season. Please complete the application below for membership in the Ocala Camellia Society.

OCALA CAMELLIA SOCIETY
Single Membership () \$10.00
Couple Membership () \$15.00
Corporate Membership () \$50.00
Total Enclosed \$ _____

Name(s): _____

Address _____

City _____ State _____ Zip Code _____

Telephone Number: Home () _____ Cell () _____

Email: _____

Do we have your permission to share your member info with other chapter members? Yes ___ No ___

Please make your check payable to OCALA CAMELLIA SOCIETY and send to: Bob Weidman

OCALA CAMELLIA SOCIETY NEWSLETTER

Laura Perdomo

Happy Valentine's Day!

February 2022

NEXT GATHERING/FIELDTRIP SET FOR Sunday, February 6th, 2022

Our regular meeting date will be a FIELDTRIP this month. We will NOT be meeting at our regular space this month, we will instead be meeting at the home of:

Anne and Buddy MacKay
12050 East HWY 25
Ocklawaha, FL 32179

The gate code is 3637

Please try to park so as to not block others

Come join us at 2:00 on the shores of Lake Weir and enjoy the hospitality and beautiful camellias of this historic Ocala couple. Married over 60 years (!), Anne and Buddy have many mature and large camellias and other plantings. I enjoyed reading his political memoirs published in 2010 entitled *How Florida Happened*. Buddy was Florida's governor at the end of the 90s.

We will NOT meet at The United Way this month in February. We are having this field trip this month and will get back to our regular meetings in March. We will have our final meeting for the year in March at The United Way building. Look for that in our next newsletter.

DID YOU KNOW?

Ocala Camellia Society's show this year had 1042 blooms! That is amazing! Especially considering the weather and us not having a show in a year! Great job, Team! More to come on our show results and report in our next newsletter.



Now is a good time to plant your camellias. They will have a couple months to establish some roots before it gets too hot.



PRESIDENT'S MESSAGE

Laura Perdomo, President

What a marvelous show we just had! So many positive experiences! I have so say, I was a little nervous with the weather, and if we would have enough judges and blooms, but everything really came together. Everyone bundled up and showed up, brought flowers, bought flowers, sold flowers, worked, enjoyed the blooms, ate some food, visited, helped answer questions, and kept things running smoothly. I was really impressed and pleased with all the working together and just the over-all ease of the weekend. If everyone does their part then we can do great things and enjoy them.

We will have a full show report for next month, but I did want to report that we have 24 new members! Welcome to all the new members, we are excited to have you and share our love and knowledge of camellias with you. Our year runs September through March. We have our field trip you are welcome to join us on this Sunday. Then we have a meeting on March 6th at The United Way of Marion County at 1401 NE 2ND St. in Ocala. After that we take a hiatus during the summer since camellias do not bloom during those months generally. We will meet back again on September 11th at The United Way to start our next year. If you signed up as a member during our show last weekend, that covers your dues for the next year that starts in September. So you are all set to join us on our field trip, enjoy our March meeting and then ALL of our next year. I look forward to meeting you!

I hope to see everyone at the MacKay's house this Sunday if you can make it. We are in full camellia swing right now, so many events you can attend!

The Lakeland Camellia Society is having their annual show and sale this Saturday from 1-4 at the Together Church in Lakeland if you are so excited about camellia shows and would like to experience another one THIS WEEKEND! We have several Ocala judges that judge in Lakeland as well.

It was great to see so many people at Patrick and Bob's house a couple weekends ago. I just love their gardens. It is such a grand experience and we are so lucky that we get to live and experience it! Thank you Bob and Patrick for the marvelous party!

Thank you all again for everything everyone did to help make this past Camellia Show a fantastic success!

See you at the FIELD TRIP on Sunday (do **NOT** go to The United Way for a meeting this month),
Laura

CAMELLIA CULTURE –FALL/WINTER

DISBUDDING: Disbudding is the process of removing all but one bud from the tip of a branch. You should never leave two or more flower buds side by side if you want big, beautiful flowers. Plants have only so much energy for each bud, and if there are too many, none of the buds may open completely. You may also want to remove interior buds from a branch, as these will also take energy from the terminal bud. Some growers even take single buds from some branch tips so the plant's energy will be directed to even fewer buds. If you have ever wondered how some growers consistently have larger flowers, this is the reason. Don't be shy about removing buds.

GIBBING: Gibbing is the process of removing the growth bud next to a flower bud and filling the "cup" with a drop of gibberellic acid. This causes the remaining flower bud to swell and bloom much earlier than it normally would, and in most cases the flower is much larger. Start gibbing around Labor Day, and treat several buds on large bushes at weekly intervals. Don't gib more than one or two buds on small bushes, if at all. You can order a gib on the web; just Google Progibb.

SPRAYING: Spider mites and scale insects are still a problem at this time a year, so keep a close eye out for them. Spider mites cause the leaf to appear bronze, particularly along the central rib, and can ruin the look of the foliage. Scale insects can be seen on the lower surface of leaves and result in yellowing and dropping of the leaves. You can spray with Orthene (or other chemical) to control mites. Insecticidal oil (such as Super Fine) kills mites and scales but be sure to coat both sides of the leaves, and do not spray during hot temperatures. Check with local camellia growers for other spraying tips and to find out what they spray with to control these insects.

(Continued in the next column)

COLLECTING AND PLANTING SEEDS: Some of your camellia seeds have probably already matured, but you can continue to collect and plant fresh seed through September. Place the seeds immediately in moist vermiculite or other soilless mix, and cover with plastic wrap until they sprout, at which time you can plant them in pots.

PLANTING: Potted camellias can be planted at any time of the year, but remember to water at least twice a week. Be sure to plant them above the soil level to allow for settling. Never plant a camellia at a level lower than it is growing in the pot.

WATERING: It is very important to water regularly during any dry periods. Camellias should receive a deep watering (1 inch) once a week. This is true year-round, but is more crucial during dry periods.

FERTILIZING: Do not want to fertilize after the end of August or very beginning of September, as you do not want to encourage plant growth at this time of year. You can use any fertilizer up until this time, but if you fertilize after September, you should use only a very low nitrogen fertilizer, and fertilize lightly. Be sure to spread the fertilizer out to the drip line.



Meeting Minutes- January 9th, 2022

After sampling snacks and socializing, Laura brought the meeting to order at 2:15. She said a few words of welcome then introduced our guest speaker Ben George.

Ben is a recognized lead judge by the ACS and will head the judging team for our upcoming show in a few weeks. He shared with us what judges look for in prize winning blooms. He spoke of soil condition/PH, watering and gibbing, few specifics for growing beautiful blooms. He shared some tricks to enhance blooms- using cotton balls to plump petals, clothespins to pull leaves from blooms and Q-tips to dry petals.

Our business meeting started with approving last month's minutes. Bob reported our current treasury balance is \$8,182.15.

A slate for next year's officers was approved:

President- Ann Greenwood

Vice President- Belea Keeney

Secretary- Laura Perdomo

Treasurer- Bob Weidman

Directors: Marge Hendon, Cindy Witmer, Kathryn Sickling, Dick Greenwood, Judy Vaughn, Justin Schneider, Annie Aierstock

We voted to donate \$250 to The United Way now; and more after our expenses for the show are determined.

Final details for show tasks were discussed. Signup sheets were available one last time. Belea has sent press releases to various local outlets. An interview and pictures of Bob and Patrick's gardens was given.

Our next meeting will be a field trip to the gardens of the MacKay's. No formal business meeting will be held.

The last meeting of this season will be held March 6 at the United Way building. A pot luck dinner will be held. We will start an hour early at 1PM on that day to account for a lunch and meeting.

Respectfully Submitted,
Cindy Witmer

A couple pictures from Bob and Patrick's party:





A couple pics from the show:



**So many beautiful Frank Houser blooms at the show.
Getting ready for plant sales, helping to unload and sort.**

OCALA CAMELLIA SOCIETY
EXECUTIVE COMMITTEE

The officers of the Executive Committee of the Ocala Camellia Society for 2021-2022 are:

President: Laura Perdomo, 352-624-0116
Vice-Pres. Ann Greenwood, 352-347-9992
Secretary: Cindy Witmer, 352-804-6736
Treasurer: Bob Weidman, 352-840-3911
Directors: Patrick Andrews, 352-895-8762
Mike Dorsey, 608-548-1258
Susan Dunn, 352-694-4461
Dick Greenwood, 352-347-9992
Marge Hendon, 352-625-3510
Belea Keeney, 919-623-5375
Jill Reed, 352-591-4343
Zlata Sabo, 352-237-5537
Kathryn Sickling, 352-625-2179
Judy Vaughn, 352-502-3847

OCALA CAMELLIA SOCIETY

The Ocala Camellia Society meets on the first Sunday of each month, **September through March, at 2:00 p.m.**, at the United Way Community Room, 1401 NE 2nd St., in Ocala. Members, friends, and interested gardeners from the general public are invited to attend. Guests are welcome!

OCALA CAMELLIA SOCIETY

APPLICATION FOR MEMBERSHIP FOR 2021-2022

The Ocala Camellia Society is a local society, affiliated with the American Camellia Society, whose members meet the first Sunday of the month, September through March, and presents an annual camellia show during January. Annual dues are \$10 for individuals and \$15 for couples. Dues are collected in September for the camellia season. Please complete the application below for membership in the Ocala Camellia Society.

OCALA CAMELLIA SOCIETY
Single Membership () \$10.00
Couple Membership () \$15.00
Corporate Membership () \$50.00
Total Enclosed \$ _____

Name(s): _____

Address _____

City _____ State _____ Zip Code _____

Telephone Number: Home (____) _____ Cell (____) _____

Email: _____

Do we have your permission to share your member info with other chapter members? Yes ___ No ___

Please make your check payable to OCALA CAMELLIA SOCIETY and send to: Bob Weidman, Treasurer, Ocala Camellia Society, PO Box 223, Citra, FL, 32113.

OCALA CAMELLIA SOCIETY NEWSLETTER

Laura Perdomo

Happy New Year!

January 2022

NEXT MEETING SET FOR Sunday, January 9th, 2022

The next meeting of the Ocala Camellia Society will be on Sunday, January 9th, 2022 at the United Way meeting room located at 1401 NE 2nd St. in Ocala.
2:00-4:00

This meeting, January 9th, will feature speaker Ben George, a fellow central Florida camellia grower. Ben is past president and continuing member of the Central Florida Camellia Society. As a judge, he will tell us what to look for in a blue-ribbon bloom. This talk will help you understand how to better grow camellias for the best blooms, as well as how to show your blooms. Mr. George is bringing in blooms as examples. If you have a bloom you think would be nice to show, bring it in and he can look at it, and we all would benefit from hearing about it.

Please continue to wear your mask when not eating or making a presentation, at this meeting especially. Our presenter has requested that we mask up. We did great with this at the December meeting, let's continue to keep it up. Please do not attend the meeting if you have any cold-like symptoms or can't wear a mask; we will see you next time, we have plenty of events coming up!


DID YOU KNOW?

New time and place!
The Ocala Camellia Society now meets at The United Way of Marion County.
1401 NE 2nd St.
Ocala, FL 34470

Our meetings are now on the first Sunday of the month from 2:00-4:00. We hope you can make it!

Meetings for the Year:

September 12*
October 3
November 7
December 5
January 9*
February 6
March 6



*These are on the 2nd Sunday of the month due to Labor Day and New Year's Day.



Party at
Bob and Patrick's House!
Read more about it on
Page 5!

PRESIDENT'S MESSAGE

Laura Perdomo, President

What a fun time at our Holiday Meeting! Barbara Bull and her husband Ed did a wonderful job of showing us all about arranging flowers for the holidays. Check out our pictures from the event further in the Newsletter. Great food, beautiful decorations, and fun friends!

Our show this year is the 5th weekend in

January, at the Ocala Golf Club. At our last meeting, we passed around sign-up sheets for:

- Set up on Friday, January 28th, usually mid-morning to afternoon
- Placement early Saturday morning, January 29th
- Refreshments for our judges and workers
- Clerking, judging the actual show
- Plant sales
- Greeting the Public, selling raffle tickets during the show
- Chronicling the event with pictures
- Clean up on Sunday, January 30th in the afternoon

**Refreshment Volunteer
Reminder for
January's Meeting:**
Belea Keeney
Joan and Don LaClair
Laura Perdomo

At this meeting we will pass around a sheet for awards donations if you would like to contribute. We will also have the above sign-up sheets again for you to sign up in case if you missed last meeting, or if you had to check your calendar for your availability. We would like everyone to have a nametag if you are helping with the show, the last chance to order to be sure nametags are done by the show is this Sunday.

Our meeting time again is back to 2:00, so we will see everybody there with masks on, ready to hear from our speaker Ben George.

I'm excited to go to Bob and Patrick's party as well! So many camellia good times coming up in January!

See you at the meeting on Sunday,
Laura

CAMELLIA CULTURE –FALL/WINTER

DISBUDDING: Disbudding is the process of removing all but one bud from the tip of a branch. You should never leave two or more flower buds side by side if you want big, beautiful flowers. Plants have only so much energy for each bud, and if there are too many, none of the buds may open completely. You may also want to remove interior buds from a branch, as these will also take energy from the terminal bud. Some growers even take single buds from some branch tips so the plant's energy will be directed to even fewer buds. If you have ever wondered how some growers consistently have larger flowers, this is the reason. Don't be shy about removing buds.

GIBBING: Gibbing is the process of removing the growth bud next to a flower bud and filling the "cup" with a drop of gibberellic acid. This causes the remaining flower bud to swell and bloom much earlier than it normally would, and in most cases the flower is much larger. Start gibbing around Labor Day, and treat several buds on large bushes at weekly intervals. Don't gib more than one or two buds on small bushes, if at all. You can order a gib on the web; just Google Progibb.

SPRAYING: Spider mites and scale insects are still a problem at this time a year, so keep a close eye out for them. Spider mites cause the leaf to appear bronze, particularly along the central rib, and can ruin the look of the foliage. Scale insects can be seen on the lower surface of leaves and result in yellowing and dropping of the leaves. You can spray with Orthene (or other chemical) to control mites. Insecticidal oil (such as Super Fine) kills mites and scales but be sure to coat both sides of the leaves, and do not spray during hot temperatures. Check with local camellia growers for other spraying tips and to find out what they spray with to control these insects.

(Continued in the next column)

COLLECTING AND PLANTING SEEDS: Some of your camellia seeds have probably already matured, but you can continue to collect and plant fresh seed through September. Place the seeds immediately in moist vermiculite or other soilless mix, and cover with plastic wrap until they sprout, at which time you can plant them in pots.

PLANTING: Potted camellias can be planted at any time of the year, but remember to water at least twice a week. Be sure to plant them above the soil level to allow for settling. Never plant a camellia at a level lower than it is growing in the pot.

WATERING: It is very important to water regularly during any dry periods. Camellias should receive a deep watering (1 inch) once a week. This is true year-round, but is more crucial during dry periods.

FERTILIZING: Do not want to fertilize after the end of August or very beginning of September, as you do not want to encourage plant growth at this time of year. You can use any fertilizer up until this time, but if you fertilize after September, you should use only a very low nitrogen fertilizer, and fertilize lightly. Be sure to spread the fertilizer out to the drip line.



Meeting Minutes- December 5th, 2021

We had a wonderful pot-luck dinner to bring in the Holiday Season. A ham was provided by the club and many yummy sides and desserts were provided by our members.

The meeting was brought to order by Laura, and she welcomed all. She then introduced our guest Barbara, a member of the local rose society. She is a pro at arranging floral arrangements.

We all had a chance to make an arrangement with our camellias and additional greenery.

We then had our business meeting. Our treasurer reported that our current balance is \$7,726.00.

The minutes of the last meeting were approved.

Again, sign up sheets were available for the tasks related to our up/coming show. Donations were accepted to defray the cost of judges and prizes.

There will be a class for new judges Dec. 12.

Laura was presented with poinsettia and card, showing our appreciation of her leadership to our club.

Respectfully submitted,
Cindy Witmer

Bob and Patrick invite you to their annual
Camellia Garden Party



When: Sunday, January 23rd 1:00PM Rain or Shine



Where: Bob and Patrick's Gardens in Citra, Florida

Address to be given out at meeting or email Laura for it

Who: Ocala Camellia Society- YOU!

Why: To see and celebrate all the thousands of plants and blooms growing in the mature and varied landscape of Patrick and Bob's Gardens.

"There will be lots of food and plenty of flowers." – Patrick



If you've never been it's a real treat! –Editor's opinion ☺

Highlights from our Holiday Party!







**CAMELLIA IN THIS
MONTH'S RAFFLE**



**Kagirohi
(non reticulate hybrid)
Pale Yellow**

**CAMELLIAS IN THIS
MONTH'S AUCTION**



Deep Secret- Japonica

CAMELLIAS IN THIS MONTH'S AUCTION



Ruby Irene- Japonica



Mini Pink- Japonica

CAMELLIAS IN THIS MONTH'S AUCTION



Delores Edwards
Non-reticulata hybrid



Angela Lansbury
Japonica



Turandot- Japonica



Julia- non retic. hybrid

Remember you can always look up a camellia on the ACS website to see pictures and growth information. Great varieties for this month!

OCALA CAMELLIA SOCIETY EXECUTIVE COMMITTEE

The officers of the Executive Committee of the Ocala Camellia Society for 2021-2022 are:

President: Laura Perdomo, 352-624-0116
Vice-Pres. Ann Greenwood, 352-347-9992
Secretary: Cindy Witmer, 352-804-6736
Treasurer: Bob Weidman, 352-840-3911
Directors: Patrick Andrews, 352-895-8762
Mike Dorsey, 608-548-1258
Susan Dunn, 352-694-4461
Dick Greenwood, 352-347-9992
Marge Hendon, 352-625-3510
Belea Keeney, 919-623-5375
Jill Reed, 352-591-4343
Zlata Sabo, 352-237-5537
Kathryn Sickling, 352-625-2179
Judy Vaughn, 352-502-3847

OCALA CAMELLIA SOCIETY

The Ocala Camellia Society meets on the first Sunday of each month, **September through March, at 2:00 p.m.**, at the United Way Community Room, 1401 NE 2nd St., in Ocala. Members, friends, and interested gardeners from the general public are invited to attend. Guests are welcome!

OCALA CAMELLIA SOCIETY

APPLICATION FOR MEMBERSHIP FOR 2021-2022

The Ocala Camellia Society is a local society, affiliated with the American Camellia Society, whose members meet the first Sunday of the month, September through March, and presents an annual camellia show during January. Annual dues are \$10 for individuals and \$15 for couples. Dues are collected in September for the camellia season. Please complete the application below for membership in the Ocala Camellia Society.

OCALA CAMELLIA SOCIETY

Single Membership	()	\$10.00
Couple Membership	()	\$15.00
Corporate Membership	()	\$50.00
Total Enclosed		\$ _____

Name(s): _____

Address _____

City _____ State _____ Zip Code _____

Telephone Number: Home (_____) _____ Cell (_____) _____

Email: _____

Do we have your permission to share your member info with other chapter members? Yes ___ No ___

Please make your check payable to Ocala Camellia Society and send to: Bob Weidman, Treasurer, Ocala Camellia Society, PO Box 223, Citra, FL, 32113.

OCALA CAMELLIA SOCIETY NEWSLETTER

Laura Perdomo

Enjoy These Chilly Mornings!

December 2021

NEXT MEETING SET FOR Sunday, December 5th, 2021

The next meeting of the Ocala Camellia Society will be on Sunday, December 5th, 2021 at the United Way meeting room located at 1401 NE 2nd St. in Ocala.

Due to our Holiday meal, we are meeting an extra and earlier hour: 1:00-4:00

This meeting, December 5th, will feature our annual Holiday Luncheon AND a hands-on flower arranging class featuring Barbara and some beautiful camellias.

The club will supply all the necessary utensils, cutlery, cups, drinks, etc. We will also provide a ham.

For the flower arranging, the club will provide some camellias, a couple "fillers" such as baby's breath and carnations, floral tape, floral foam, and tablecloths to eat and then work on.

Here is what YOU need to bring to make our day a success!:

Your favorite holiday dish or treat, a small dish to make your floral arrangement in, any camellias that look nice from your yard, some greenery fillers from your yard (check for critters), and your favorite cutting tool.

Please continue to wear your mask when not eating or making a presentation.


DID YOU KNOW?

New time and place!
The Ocala Camellia Society now meets at The United Way of Marion County.
1401 NE 2nd St.
Ocala, FL 34470

Our meetings are now on the first Sunday of the month from 2:00-4:00. We hope you can make it!

Meetings for the Year:

September 12*
October 3
November 7
December 5
January 9*
February 6
March 6



*These are on the 2nd Sunday of the month due to Labor Day and New Year's Day.

Did you pick up a baby tree at the last meeting? It is a Tabebuia, you can look up more about it online. Thank you, Treena, for bringing them in to share! They get gorgeous yellow flowers.

PRESIDENT'S MESSAGE

Laura Perdomo, President

I really appreciated our last meeting with our own member Patrick Andrews giving a history of Clarence and Lillian Gordy. It's important to know where some of these beautiful camellia varieties come from and how people get started and share their collection.

We are enjoying our new space at The United Way of Marion County and really getting to know how to use it and having a place for everything we do with OCS. I'm glad we are able to use this location.

Our show this year will be the 5th weekend in January, at the Ocala Golf Club. At our last meeting, we passed around sign-up sheets for:

- Set up on Friday, January 28th, usually mid-morning to afternoon
- Placement early Saturday morning, January 29th
- Refreshments for our judges and workers
- Clerking, judging the actual show
- Plant sales
- Greeting the Public, selling raffle tickets during the show
- Chronicling the event with pictures
- Clean up on Sunday, January 30th in the afternoon

At this meeting we will pass around a sheet for awards donations if you would like to contribute. We will also have the above sign-up sheets again for you to sign up in case if you missed last meeting, or if you had to check your calendar for your availability. We would like everyone to have a nametag if you are helping with the show, the last chance to order to be sure nametags are done by the show is this Sunday.

And of course we will need everyone to help with:

- Bringing in blooms to show on Saturday the 29th.
- Publicity both with publications and Facebook, our neighborhoods and social spots

So much to do at our next meeting, all packed with wonderful fun and good friends and flowers, and I'm glad we are starting an hour early at 1:00 so we have plenty of time in which to do it all.

See you at the meeting on Sunday,
Laura

CAMELLIA CULTURE –FALL/WINTER

DISBUDDING: Disbudding is the process of removing all but one bud from the tip of a branch. You should never leave two or more flower buds side by side if you want big, beautiful flowers. Plants have only so much energy for each bud, and if there are too many, none of the buds may open completely. You may also want to remove interior buds from a branch, as these will also take energy from the terminal bud. Some growers even take single buds from some branch tips so the plant's energy will be directed to even fewer buds. If you have ever wondered how some growers consistently have larger flowers, this is the reason. Don't be shy about removing buds.

GIBBING: Gibbing is the process of removing the growth bud next to a flower bud and filling the "cup" with a drop of gibberellic acid. This causes the remaining flower bud to swell and bloom much earlier than it normally would, and in most cases the flower is much larger. Start gibbing around Labor Day, and treat several buds on large bushes at weekly intervals. Don't gib more than one or two buds on small bushes, if at all. You can order a gib on the web; just Google Progibb.

SPRAYING: Spider mites and scale insects are still a problem at this time a year, so keep a close eye out for them. Spider mites cause the leaf to appear bronze, particularly along the central rib, and can ruin the look of the foliage. Scale insects can be seen on the lower surface of leaves and result in yellowing and dropping of the leaves. You can spray with Orthene (or other chemical) to control mites. Insecticidal oil (such as Super Fine) kills mites and scales but be sure to coat both sides of the leaves, and do not spray during hot temperatures. Check with local camellia growers for other spraying tips and to find out what they spray with to control these insects.

(Continued in the next column)

COLLECTING AND PLANTING SEEDS: Some of your camellia seeds have probably already matured, but you can continue to collect and plant fresh seed through September. Place the seeds immediately in moist vermiculite or other soilless mix, and cover with plastic wrap until they sprout, at which time you can plant them in pots.

PLANTING: Potted camellias can be planted at any time of the year, but remember to water at least twice a week. Be sure to plant them above the soil level to allow for settling. Never plant a camellia at a level lower than it is growing in the pot.

WATERING: It is very important to water regularly during any dry periods. Camellias should receive a deep watering (1 inch) once a week. This is true year-round, but is more crucial during dry periods.

FERTILIZING: Do not want to fertilize after the end of August or very beginning of September, as you do not want to encourage plant growth at this time of year. You can use any fertilizer up until this time, but if you fertilize after September, you should use only a very low nitrogen fertilizer, and fertilize lightly. Be sure to spread the fertilizer out to the drip line.



Meeting Minutes- October 3rd, 2021

Laura opened the meeting welcoming guests and our new member, Sally Layendecker.

The minutes of our last meeting were read and approved.

Bob reported that we have a current balance of \$9,392.00, in our account.

Sign-up sheets were made available for the various jobs related to our upcoming show in January. Laura gave a brief description of each job. Members were encouraged to sign up for more than one task. The sign-up sheets will be available at the next meeting.

Donations for the show will be accepted at the next meeting.

Plants will be delivered to Bob and Patrick's place later in November. Volunteers are needed to off load the plants.

Patrick reported that to date we have 8 judges signed for the show. Since more are needed, we discussed the possibility of a course offered for our members to become novice judges. Patrick agreed to look into this for us.

Our program this month was entitled The Gordy Legacy which was presented by Patrick.

The meeting was adjourned; the raffle and auction followed.

Respectfully submitted- Cindy Witmer



Kathryn Sickling with her beautiful sasanquas and precious poodles, Lollie and Cousteau. Some varieties can get really tall!




Don't forget about the Judge's Class for the American Camellia Society.

The class is on December 12th.

Please refer to your email from Laura Perdomo on Nov. 11th for more information.

We discussed this at our last meeting and Patrick made it happen!



CAMELLIA IN THIS MONTH'S RAFFLE

Gardenia- This is a gorgeous white! Get your tickets!
(japonica)




CAMELLIAS IN THIS MONTH'S AUCTION

Eileen Weidman
(japonica)




Gigantea
(japonica)



Paul Haskee
(japonica)



Lucille Davis
(japonica)




CAMELLIAS IN THIS MONTH'S AUCTION

(What, there's more?!? Yes!)

Jessie Burgess Var.
(japonica)



Lavender Prince II
(non-reticulata hybrid)



Remember you can always look up a camellia on the ACS website to see pictures and growth information.

Looking for more camellias?! The club just received our shipment of camellias to sell for the show. Listed below are the varieties. Contact Bob Weidman at bweidmanjr@gmail.com if you'd like to prepurchase any of them. They are in 3 gallon pots- \$30.

Black Magic x 3	Lady Vansittart x 3
Black Tie Var. x 3	Lindsey x 3
Blue Danube x 3	Little Babe Var. x 3
Blue Ridge Sunset x 3	M.L. Spencer Var. x 3
Bobbie Fain Var. x3	Magic City x 3
Brother Rose Var. x 3	Maroon & Gold x 3
Daikagura x 3	Mathotiana x 3
Dick Hardison x 2	Mrs. D.W. Davis x 3
Don-Mac x 3	Nuccio's Pearl x 3
Dorothy Chester x 3	Punkin x 3
Dr. Carl Beard x 3	R.L. Wheeler x 3
Edna Bass x 3	Royal Velvet Var. x 3
Ellen Daniel Peony x 3	Sea Foam x 3
Fashionata x 3	Silver Waves x 3
Fifth Avenue x 3	Sweet Jane x 2
Fran Homeyer x 3	Sweetie Pie x 3
Gee Homeyer x 3	Tama Carousel x 3
Georgia Fire x 3	Tama Glitters x 3
Georgia National Fair x 3	Taylor's Perfection x 3
Grace Albritton x 3	Terry Gilley Var.
Grape Soda x 3	Tomorrow's Sweet Image x 2
Guest Star x 3	Tudor Baby x 3
Guillio Nuccio Var. x 2	Tudor Baby Var. x 3
Kickoff x 3	White Porcelain x 2
Kramer's Supreme x 3	William Forrest Bray Var. x 2

OCALA CAMELLIA SOCIETY
EXECUTIVE COMMITTEE

The officers of the Executive Committee of the Ocala Camellia Society for 2021-2022 are:

- President: Laura Perdomo, 352-624-0116
Vice-Pres. Ann Greenwood, 352-347-9992
Secretary: Cindy Witmer, 352-804-6736
Treasurer: Bob Weidman, 352-840-3911
Directors: Patrick Andrews, 352-895-8762
Mike Dorsey, 608-548-1258
Susan Dunn, 352-694-4461
Dick Greenwood, 352-347-9992
Marge Hendon, 352-625-3510
Belea Keeney, 919-623-5375
Jill Reed, 352-591-4343
Zlata Sabo, 352-237-5537
Kathryn Sickling, 352-625-2179
Judy Vaughn, 352-502-3847

OCALA CAMELLIA SOCIETY

The Ocala Camellia Society meets on the first Sunday of each month, **September through March, at 2:00 p.m.**, at the United Way Community Room, 1401 NE 2nd St., in Ocala. Members, friends, and interested gardeners from the general public are invited to attend. Guests are welcome!

OCALA CAMELLIA SOCIETY

APPLICATION FOR MEMBERSHIP FOR 2021-2022

The Ocala Camellia Society is a local society, affiliated with the American Camellia Society, whose members meet the first Sunday of the month, September through March, and presents an annual camellia show during January. Annual dues are \$10 for individuals and \$15 for couples. Dues are collected in September for the camellia season. Please complete the application below for membership in the Ocala Camellia Society.

OCALA CAMELLIA SOCIETY
Single Membership () \$10.00
Couple Membership () \$15.00
Corporate Membership () \$50.00
Total Enclosed \$ _____

Name(s): _____

Address _____

City _____ State _____ Zip Code _____

Telephone Number: Home (_____) _____ Cell (_____) _____

Email: _____

Do we have your permission to share your member info with other chapter members? Yes ___ No ___

Please make your check payable to Ocala Camellia Society and send to: Bob Weidman, Treasurer, Ocala Camellia Society, PO Box 223, Citra, FL, 32113.

OCALA CAMELLIA SOCIETY NEWSLETTER

Laura Perdomo

Enjoy These Chilly Mornings!

November 2021

NEXT MEETING SET FOR Sunday, November 7, 2021

The next meeting of the Ocala Camellia Society will be on Sunday, November 7th, 2021 at the United Way meeting room located at 1401 NE 2nd St. in Ocala. This space is a block north of Silver Springs Blvd. behind The Cascades office building. 2:00-4:00

This meeting, November 7th, will feature our own Patrick Andrews, a wealth of camellia knowledge and history. Patrick will speak to us about our own Ocala camellia power couple: Clarence and Lillian Gordy. This prolific pair are responsible for dozens of gorgeous camellia hybrids. Patrick will inform us of their history, work, and legacy. We are so pleased to have Patrick present as a member of our club AND as President of the American Camellia Society! Ocala is a happening camellia place!

Masks must be worn, regardless of vaccination status. If you are unable to wear your mask, please wait until it is no longer needed to rejoin us.

Refreshment Volunteers: The Boss Family, Cindy, and Kathryn


DID YOU KNOW?

New time and place!
The Ocala Camellia Society now meets at The United Way of Marion County.
1401 NE 2nd St.
Ocala, FL 34470

Our meetings are now on the first Sunday of the month from 2:00-4:00. We hope you can make it!

Meetings for the Year:

September 12*
October 3
November 7
December 5
January 9*
February 6
March 6



*These are on the 2nd Sunday of the month due to Labor Day and New Year's Day.

**Dues are due for the year!
You can bring them to Bob at
the meeting or send them to
him in the mail. There is a
membership form at the
bottom of this newsletter.**

PRESIDENT'S MESSAGE

Laura Perdomo, President

Ohhhhh, I'm enjoying this weather and getting out to some of the festivals again. The crisp air, the smell of a fire pit, the camellia buds getting fatter, what a wonderful time of year! Are your sasanquas being as sassy as mine are right now? What a show!

We had a great meeting last month, and our presenter, Sally Layendecker, decided to become a new member as well, so please give her a warm welcome when you see her on Sunday.

Our show this year will be the 5th weekend in January, at the Ocala Golf Club. Be thinking about how you can help with the show. We will have sign-up sheets this month for:

- Set up on Friday, January 28th, usually mid-morning to afternoon
- Placement early Saturday morning, January 29th
- Refreshments for our judges and workers
- Clerking, judging the actual show
- Plant sales
- Donating to awards
- Greeting the Public, selling raffle tickets during the show
- Chronicling the event with pictures
- Clean up on Sunday, January 30th in the afternoon

And of course we will need everyone to help with:

- Bringing in blooms to show on Saturday
- Publicity both with publications and Facebook, our neighborhoods and social spots

Don't forget we have a new meeting time and place for this year! We will now be meeting at:

The United Way of Marion County

1401 NE 2nd St.

Ocala, FL 34470

2:00-4:00

The first Sunday of the month, except September and January will be the 2nd Sunday.

There are a lot of nice plants up for auction this Sunday, make sure to check out the pictures and varieties available. Last month our raffle and auction brought in \$211- great job OCS! You never know what Bob and Patrick will bring in! Thank you guys!

See you at the meeting on Sunday,
Laura

CAMELLIA CULTURE –FALL/WINTER

DISBUDDING: Disbudding is the process of removing all but one bud from the tip of a branch. You should never leave two or more flower buds side by side if you want big, beautiful flowers. Plants have only so much energy for each bud, and if there are too many, none of the buds may open completely. You may also want to remove interior buds from a branch, as these will also take energy from the terminal bud. Some growers even take single buds from some branch tips so the plant's energy will be directed to even fewer buds. If you have ever wondered how some growers consistently have larger flowers, this is the reason. Don't be shy about removing buds.

GIBBING: Gibbing is the process of removing the growth bud next to a flower bud and filling the "cup" with a drop of gibberellic acid. This causes the remaining flower bud to swell and bloom much earlier than it normally would, and in most cases the flower is much larger. Start gibbing around Labor Day, and treat several buds on large bushes at weekly intervals. Don't gib more than one or two buds on small bushes, if at all. You can order a gib on the web; just Google Progibb.

SPRAYING: Spider mites and scale insects are still a problem at this time a year, so keep a close eye out for them. Spider mites cause the leaf to appear bronze, particularly along the central rib, and can ruin the look of the foliage. Scale insects can be seen on the lower surface of leaves and result in yellowing and dropping of the leaves. You can spray with Orthene (or other chemical) to control mites. Insecticidal oil (such as Super Fine) kills mites and scales but be sure to coat both sides of the leaves, and do not spray during hot temperatures. Check with local camellia growers for other spraying tips and to find out what they spray with to control these insects.

(Continued in the next column)

COLLECTING AND PLANTING SEEDS: Some of your camellia seeds have probably already matured, but you can continue to collect and plant fresh seed through September. Place the seeds immediately in moist vermiculite or other soilless mix, and cover with plastic wrap until they sprout, at which time you can plant them in pots.

PLANTING: Potted camellias can be planted at any time of the year, but remember to water at least twice a week. Be sure to plant them above the soil level to allow for settling. Never plant a camellia at a level lower than it is growing in the pot.

WATERING: It is very important to water regularly during any dry periods. Camellias should receive a deep watering (1 inch) once a week. This is true year-round, but is more crucial during dry periods.

FERTILIZING: Do not want to fertilize after the end of August or very beginning of September, as you do not want to encourage plant growth at this time of year. You can use any fertilizer up until this time, but if you fertilize after September, you should use only a very low nitrogen fertilizer, and fertilize lightly. Be sure to spread the fertilizer out to the drip line.



Meeting Minutes- October 3rd, 2021

The meeting minutes from the meeting last month will be read at this month's meeting.



'Pearl Maxwell' japonica

CAMELLIA IN THIS MONTH'S RAFFLE

Tama Vino
(japonica)



CAMELLIAS IN THIS MONTH'S AUCTION

Greg Baker
(sasanqua)



Alabama Beauty
(sasanqua)



Senritsu-ko
(hybrid)



Sawada's Mahogany
(japonica)



CAMELLIAS IN THIS MONTH'S AUCTION

(What, there's more?!? Yes!)

Dr. Robert E. Schwartz
(japonica)



Can Can
(japonica)



**OCALA CAMELLIA SOCIETY
EXECUTIVE COMMITTEE**

The officers of the Executive Committee of the Ocala Camellia Society for 2021-2022 are:

President: Laura Perdomo, 352-625-6467
Vice-Pres. Ann Greenwood, 352-347-9992
Secretary: Cindy Witmer, 352-804-6736
Treasurer: Bob Weidman, 352-840-3911
Directors: Patrick Andrews, 352-895-8762
Mike Dorsey, 608-548-1258
Susan Dunn, 352-694-4461
Dick Greenwood, 352-347-9992
Marge Hendon, 352-625-3510
Belea Keeney, 919-623-5375
Jill Reed, 352-591-4343
Zlata Sabo, 352-237-5537
Kathryn Sickling, 352-625-2179
Judy Vaughn, 352-502-3847

OCALA CAMELLIA SOCIETY

The Ocala Camellia Society meets on the first Sunday of each month, **September through March, at 2:00 p.m.**, at the United Way Community Room, 1401 NE 2nd St., in Ocala. Members, friends, and interested gardeners from the general public are invited to attend. Guests are welcome!

OCALA CAMELLIA SOCIETY

APPLICATION FOR MEMBERSHIP FOR 2021-2022

The Ocala Camellia Society is a local society, affiliated with the American Camellia Society, whose members meet the first Sunday of the month, September through March, and presents an annual camellia show during January. Annual dues are \$10 for individuals and \$15 for couples. Dues are collected in September for the camellia season. Please complete the application below for membership in the Ocala Camellia Society.

OCALA CAMELLIA SOCIETY
Single Membership () \$10.00
Couple Membership () \$15.00
Corporate Membership () \$50.00
Total Enclosed \$ _____

Name(s): _____

Address _____

City _____ State _____ Zip Code _____

Telephone Number: Home () _____ Cell () _____

Email: _____

Do we have your permission to share your member info with other chapter members? Yes ___ No ___

Please make your check payable to OCALA CAMELLIA SOCIETY and send to: Bob Weidman, Treasurer, Ocala Camellia Society, PO Box 223, Citra, FL, 32113.

OCALA CAMELLIA SOCIETY NEWSLETTER

Laura Perdomo

Welcome Back!

October 2021

NEXT MEETING SET FOR Sunday, October 3, 2021

The next meeting of the Ocala Camellia Society will be on Sunday, October 3rd, 2021 at the United Way meeting room located at 1401 NE 2nd St. in Ocala. This space is a block north of Silver Springs Blvd. behind The Cascades office building.
2:00-4:00

This meeting October 3rd will have two Master Gardeners from the Extension Office. Pat Burns, Director of Educational Out Reach will accompany Sally Layendecker who will be our speaker. Sally is a recently retired Marion County educator who has a beautiful established Camellia garden. She will be speaking on companion plants for your garden and will include the subject of fertilizer and/or chemicals used in the garden. Please join us this Sunday for another interesting afternoon.

Masks must be worn, regardless of vaccination status. If you are unable to wear your mask, please wait until it is no longer needed to rejoin us.

Refreshment Volunteers: The Pealers, Peggy, and Judy


DID YOU KNOW?

New time and place!
The Ocala Camellia Society now meets at The United Way of Marion County.
1401 NE 2nd St.
Ocala, FL 34470

Our meetings are now on the first Sunday of the month from 2:00-4:00. We hope you can make it!

Meetings for the Year:

September 12*
October 3
November 7
December 5
January 9*
February 6
March 6



*These are on the 2nd Sunday of the month due to Labor Day and New Year's Day.

**Dues are due for the year!
You can bring them to Bob at
the meeting or send them to
him in the mail. There is a
membership form at the
bottom of this newsletter.**

PRESIDENT'S MESSAGE

Laura Perdomo, President

It was wonderful to see so many of us at the United Way Community Center new meeting space last month. What a great space for us to meet! Thank you to those that brought refreshments and helped us all get back to visiting and talking camellias together again. The plants Bob and Patrick brought in were huge!

Our show this year will be the 5th weekend in January, and will be at the Ocala Golf Club. Be thinking about how you can help with the show. I know right now it seems like it is far away in January, but it will be here before we know it! Be thinking if you'd be available to help with:

- Set up on Friday, January 28th, usually mid-morning to afternoon
- Bringing in blooms to show on Saturday
- Publicity both with publications and Facebook, our neighborhoods and social spots
- Placement early Saturday morning, January 29th
- Refreshments for our judges and workers
- Clerking, judging the actual show
- Plant sales
- Donating to awards
- Greeting the Public, selling raffle tickets during the show
- Chronicling the event with pictures
- Clean up on Sunday, January 30th in the afternoon

We will have more discussion on this and sign-up sheets to pass around starting in November, but I wanted to get you thinking about where you can fill in and help with our January show.

Don't forget we have a new meeting time and place for this year! We will now be meeting at:
The United Way of Marion County
1401 NE 2nd St.
Ocala, FL 34470
2:00-4:00

The first Sunday of the month, except September and January will be the 2nd Sunday.

Make sure to get your list of plants you'd like to purchase from County Line Nursery to Bob Weidman so he can order those plants soon. The deadline to get him your list of plants is 10/1/21. Email him at bweidmanjr@gmail.com

See you at the meeting on Sunday!

Laura

CAMELLIA CULTURE –FALL/WINTER

DISBUDDING: Disbudding is the process of removing all but one bud from the tip of a branch. You should never leave two or more flower buds side by side if you want big, beautiful flowers. Plants have only so much energy for each bud, and if there are too many, none of the buds may open completely. You may also want to remove interior buds from a branch, as these will also take energy from the terminal bud. Some growers even take single buds from some branch tips so the plant's energy will be directed to even fewer buds. If you have ever wondered how some growers consistently have larger flowers, this is the reason. Don't be shy about removing buds.

GIBBING: Gibbing is the process of removing the growth bud next to a flower bud and filling the "cup" with a drop of gibberellic acid. This causes the remaining flower bud to swell and bloom much earlier than it normally would, and in most cases the flower is much larger. Start gibbing around Labor Day, and treat several buds on large bushes at weekly intervals. Don't gib more than one or two buds on small bushes, if at all. You can order a gib on the web; just Google Progibb.

SPRAYING: Spider mites and scale insects are still a problem at this time a year, so keep a close eye out for them. Spider mites cause the leaf to appear bronze, particularly along the central rib, and can ruin the look of the foliage. Scale insects can be seen on the lower surface of leaves and result in yellowing and dropping of the leaves. You can spray with Orthene (or other chemical) to control mites. Insecticidal oil (such as Super Fine) kills mites and scales but be sure to coat both sides of the leaves, and do not spray during hot temperatures. Check with local camellia growers for other spraying tips and to find out what they spray with to control these insects.

(Continued in the next column)

COLLECTING AND PLANTING SEEDS: Some of your camellia seeds have probably already matured, but you can continue to collect and plant fresh seed through September. Place the seeds immediately in moist vermiculite or other soilless mix, and cover with plastic wrap until they sprout, at which time you can plant them in pots.

PLANTING: Potted camellias can be planted at any time of the year, but remember to water at least twice a week. Be sure to plant them above the soil level to allow for settling. Never plant a camellia at a level lower than it is growing in the pot.

WATERING: It is very important to water regularly during any dry periods. Camellias should receive a deep watering (1 inch) once a week. This is true year-round, but is more crucial during dry periods.

FERTILIZING: Do not want to fertilize after the end of August or very beginning of September, as you do not want to encourage plant growth at this time of year. You can use any fertilizer up until this time, but if you fertilize after September, you should use only a very low nitrogen fertilizer, and fertilize lightly. Be sure to spread the fertilizer out to the drip line.



Meeting Minutes- September 12th, 2021

The first meeting for the 21/22 season of the Ocala Camellia Society was held 9/12/21. Refreshments were served and the meeting was called to order by Laura Perdomo, president. We have a new location this year, the United Way Building in Ocala. Our meeting time is also new- the first Sunday of the month at 2:00pm.

We discussed and decided not to host the ACS convention in Ocala due to lingering concerns relating to Covid.

We also discussed our show for this year. We voted in favor of holding the it the fifth weekend in January at the Ocala Golf Club.

Our program consisted of a Q&A session relating to our members questions concerning the growth and care of camellias.

Bob reported that we have a balance of \$9,100.14 in our bank account. Members were reminded to pay dues.

The meeting was adjourned and the raffle and auction began.

Looking to get some new camellias? Order from County Line Nursery through Bob!

The availability was sent out earlier in the month from Laura Perdomo. Check out that sheet to see what varieties are available. The list has only names, so how do you see the pictures?? Go to the American Camellia Society website to see pictures of each variety and also info on how it grows. Below is a screen shot from a search for 'Ruby Irene', which also happens to be our plant for raffle this month. Look at all the info that you can see for each plant. To order plants from County Line Nursery, email BOB your list you would like bweidmanjr@gmail.com Plants are \$30 for most camellias and \$35 for reticulatas. Please send your list to Bob by October 1st.

Ruby Irene



Species:	Japonica
Color:	Dark red with yellow anthers and white filaments
Form:	Semidouble
Size:	Large
Bloom Season:	M
Growth Rate:	Average
Growth Characteristics:	Upright, dense growth
Leaf Characteristics:	Dark green
Originator:	C. M. & Lillian Gordy
Place of Origination:	U.S. - Ocala, Florida
Year of Origination / Registration:	2019 - ACS Registration #3127 - first bloomed in 2015
Heritage:	Chance seedling
Photographer:	Patrick Andrews
ICR Link:	http://camellia.iflora.cn/Cutivars/Detail?latin=Ruby Irene

CAMELLIA IN THIS MONTH'S RAFFLE

Ruby Irene
(japonica)




CAMELLIAS IN THIS MONTH'S AUCTION

Sharon Shuman
(japonica)



Good Fragrance
(hybrid)



Rena Swick
(japonica)



Also for auction:

Maudi Clarinda (not pictured)

OCALA CAMELLIA SOCIETY
EXECUTIVE COMMITTEE

The officers of the Executive Committee of the Ocala Camellia Society for 2021-2022 are:

President: Laura Perdomo, 352-625-6467
Vice-Pres. Ann Greenwood, 352-347-9992
Secretary: Cindy Witmer, 352-804-6736
Treasurer: Bob Weidman, 352-840-3911
Directors: Patrick Andrews, 352-895-8762
Mike Dorsey, 608-548-1258
Susan Dunn, 352-694-4461
Dick Greenwood, 352-347-9992
Marge Hendon, 352-625-3510
Belea Keeney, 919-623-5375
Jill Reed, 352-591-4343
Zlata Sabo, 352-237-5537
Kathryn Sickling, 352-625-2179
Judy Vaughn, 352-502-3847

OCALA CAMELLIA SOCIETY

The Ocala Camellia Society meets on the first Sunday of each month, **September through March, at 2:00 p.m.**, at the United Way Community Room, 1401 NE 2nd St., in Ocala. Members, friends, and interested gardeners from the general public are invited to attend. Guests are welcome!

OCALA CAMELLIA SOCIETY

APPLICATION FOR MEMBERSHIP FOR 2021-2022

The Ocala Camellia Society is a local society, affiliated with the American Camellia Society, whose members meet the first Sunday of the month, September through March, and presents an annual camellia show during January. Annual dues are \$10 for individuals and \$15 for couples. Dues are collected in September for the camellia season. Please complete the application below for membership in the Ocala Camellia Society.

OCALA CAMELLIA SOCIETY
Single Membership () \$10.00
Couple Membership () \$15.00
Corporate Membership () \$50.00
Total Enclosed \$ _____

Name(s): _____

Address _____

City _____ State _____ Zip Code _____

Telephone Number: Home (_____) _____ Cell (_____) _____

Email: _____

Do we have your permission to share your member info with other chapter members? Yes ___ No ___

Please make your check payable to OCALA CAMELLIA SOCIETY and send to: Bob Weidman, Treasurer, Ocala Camellia Society, PO Box 223, Citra, FL, 32113.

OCALA CAMELLIA SOCIETY NEWSLETTER

Laura Perdomo

Welcome Back!

September 2021

NEXT MEETING SET FOR Sunday, September 12, 2021

The next meeting of the Ocala Camellia Society will be on Sunday, September 12, 2021 at the United Way meeting room located at 1401 NE 2nd St. in Ocala. This space is a block north of Silver Springs Blvd. behind The Cascades office building. Snacks start at 2:00, and the meeting starts at 2:30.

Masks must be worn, regardless of vaccination status. If you are unable to wear your mask, please wait until it is no longer needed to rejoin us.

Our meeting in September is geared to everyone. It's going to be an at large topic- we are asking that you write any inquiry you have regarding Camellias in your garden. We are going to try and get all your questions answered, giving us time to visit and reconnect.

Now it's been a year since we have been together. It would seem there should be quite a few concerns and or explanations that you have been hoping to have answered. Here is your chance.



DID YOU KNOW?

New time and place!
The Ocala Camellia Society now meets at The United Way of Marion County.
1401 NE 2nd St.
Ocala, FL 34470

Our meetings are now on the first Sunday of the month from 2:00-4:00. We hope you can make it!

Meetings for the Year:

September 12*
October 3
November 7
December 5
January 9*
February 6
March 6

*These are on the 2nd Sunday of the month due to Labor Day and New Year's Day.



Don't forget to buy your raffle tickets for 'Roberta Hardison' at the meeting this Sunday!

PRESIDENT'S MESSAGE

Laura Perdomo, President

Well, Hello! And Welcome Back to another wonderful season of the Ocala Camellia Society! We are so excited to get back into the swing of things for this upcoming season.

Since we last met in February of 2020, we had a zoom meeting at the end of 2020, met in Kathryn Sickling's Garden in January 2021, had a work day in the Silver Springs State Park camellia garden, and held two general planning meetings at The Peacock Cottage in the summer. It was nice to intermittently get together during this time.

During that same time, we also saw our very own PATRICK ANDREWS get installed as the new American Camellia Society PRESIDENT. Way to go, Patrick!

There have been some changes to our meeting space, time and day, so we hope everyone can make it with us in this transition. We will now be meeting at:

The United Way of Marion County

1401 NE 2nd St.

Ocala, FL 34470

2:00-4:00

The first Sunday of the month, except September and January will be the 2nd Sunday.

Our first meeting will not be a speaker, but will be questions you have that we will answer. We will have little pieces of paper to write your questions on when you get there, or feel free to write them down ahead of time.

We WILL be practicing social distancing and wearing of masks at our meetings.

I look forward to seeing everyone that can make it to the meeting. I understand if you are not comfortable coming out to meetings yet. Please know we are here for you once you are ready.

I know our plants have given us lots of comfort and companionship during these last few months. It's exciting to be getting back into the camellia season once again!

Laura

CAMELLIA CULTURE –FALL/WINTER

DISBUDDING: Disbudding is the process of removing all but one bud from the tip of a branch. You should never leave two or more flower buds side by side if you want big, beautiful flowers. Plants have only so much energy for each bud, and if there are too many, none of the buds may open completely. You may also want to remove interior buds from a branch, as these will also take energy from the terminal bud. Some growers even take single buds from some branch tips so the plant's energy will be directed to even fewer buds. If you have ever wondered how some growers consistently have larger flowers, this is the reason. Don't be shy about removing buds.

GIBBING: Gibbing is the process of removing the growth bud next to a flower bud and filling the "cup" with a drop of gibberellic acid. This causes the remaining flower bud to swell and bloom much earlier than it normally would, and in most cases the flower is much larger. Start gibbing around Labor Day, and treat several buds on large bushes at weekly intervals. Don't gib more than one or two buds on small bushes, if at all. You can order a gib on the web; just Google Progibb.

SPRAYING: Spider mites and scale insects are still a problem at this time a year, so keep a close eye out for them. Spider mites cause the leaf to appear bronze, particularly along the central rib, and can ruin the look of the foliage. Scale insects can be seen on the lower surface of leaves and result in yellowing and dropping of the leaves. You can spray with Orthene (or other chemical) to control mites. Insecticidal oil (such as Super Fine) kills mites and scales but be sure to coat both sides of the leaves, and do not spray during hot temperatures. Check with local camellia growers for other spraying tips and to find out what they spray with to control these insects.

(Continued in the next column)

COLLECTING AND PLANTING SEEDS: Some of your camellia seeds have probably already matured, but you can continue to collect and plant fresh seed through September. Place the seeds immediately in moist vermiculite or other soilless mix, and cover with plastic wrap until they sprout, at which time you can plant them in pots.

PLANTING: Potted camellias can be planted at any time of the year, but remember to water at least twice a week. Be sure to plant them above the soil level to allow for settling. Never plant a camellia at a level lower than it is growing in the pot.

WATERING: It is very important to water regularly during any dry periods. Camellias should receive a deep watering (1 inch) once a week. This is true year-round, but is more crucial during dry periods.

FERTILIZING: Do not want to fertilize after the end of August or very beginning of September, as you do not want to encourage plant growth at this time of year. You can use any fertilizer up until this time, but if you fertilize after September, you should use only a very low nitrogen fertilizer, and fertilize lightly. Be sure to spread the fertilizer out to the drip line.



What's Been Happening Since Last Time We Met??



Kathryn Sickling hosted us at her garden in January 2021. It was good to be able to catch up and visit. We walked through her garden and had a good time.






Since we didn't have a show this year, members were encouraged to bring flowers from their gardens for the afternoon at Kathryn's for us to enjoy. Beautiful!



**Check out the names on these two gorgeous new varieties:
'Mr. Bob' and 'Mr. Patrick'- we will have to have Mr. Bob and Mr. Patrick themselves
tell us about them at the meeting!**



Ocala Camellia Society also visited Silver Springs in February to help clean up the camellia garden. While there, Bob and Patrick brought a *Torreya taxifolia* to plant in the gardens, which, after checking in July is still growing well!





Thank you to the team that helped clean up, it was a bit chilly!




CAMELLIA IN THIS MONTH'S RAFFLE

Roberta Hardison
(japonica)




CAMELLIAS IN THIS MONTH'S AUCTION


Alabama Beauty
(sasanqua)



Leslie Ann
(sasanqua)



Aztec Warrior
(japonica)



Snow Lady
(japonica)



Valerie
(japonica)



A big THANK YOU to Bob and Patrick for air layering, potting up, watering, transporting, and DONATING these raffle and auction plants. These are always a highlight of the meeting. Thank you guys! -Laura

OCALA CAMELLIA SOCIETY
EXECUTIVE COMMITTEE

The officers of the Executive Committee of the Ocala Camellia Society for 2021-2022 are:

- President: Laura Perdomo, 352-625-6467
Vice-Pres. Ann Greenwood, 352-347-9992
Secretary: Cindy Witmer, 352-804-6736
Treasurer: Bob Weidman, 352-840-3911
Directors: Patrick Andrews, 352-895-8762
Mike Dorsey, 608-548-1258
Susan Dunn, 352-694-4461
Dick Greenwood, 352-347-9992
Marge Hendon, 352-625-3510
Belea Keeney, 919-623-5375
Jill Reed, 352-591-4343
Zlata Sabo, 352-237-5537
Kathryn Sickling, 352-625-2179
Judy Vaughn, 352-502-3847

OCALA CAMELLIA SOCIETY

The Ocala Camellia Society meets on the first Sunday of each month, **September through March, at 2:00 p.m.**, at the United Way Community Room, 1401 NE 2nd St., in Ocala. Members, friends, and interested gardeners from the general public are invited to attend. Guests are welcome!

OCALA CAMELLIA SOCIETY

APPLICATION FOR MEMBERSHIP FOR 2021-2022

The Ocala Camellia Society is a local society, affiliated with the American Camellia Society, whose members meet the first Sunday of the month, September through March, and presents an annual camellia show during January. Annual dues are \$10 for individuals and \$15 for couples. Dues are collected in September for the camellia season. Please complete the application below for membership in the Ocala Camellia Society.

OCALA CAMELLIA SOCIETY
Single Membership () \$10.00
Couple Membership () \$15.00
Corporate Membership () \$50.00
Total Enclosed \$ _____

Name(s): _____

Address _____

City _____ State _____ Zip Code _____

Telephone Number: Home () _____ Cell () _____

Email: _____

Do we have your permission to share your member info with other chapter members? Yes____ No____

Please make your check payable to OCALA CAMELLIA SOCIETY and send to: Bob Wiedman, Treasurer, Ocala Camellia Society, PO Box 223, Citra, FL, 32113.